




# HW Ventilation



## TS AXIAL IMPELLERS

Fixed pitch airfoil profile axial impellers, diameters from 230 mm to 906 mm

### PRODUCT FEATURES

TS impellers are manufactured assembling airfoil profile blades with a light aluminum alloy hub. The impellers are thought to be employed in applications that require the highest rotation speeds. The impellers are available in configurations with 6/8/10/14/20 blades both for clockwise and anticlockwise rotation. TS blades are available in two models: G, and D, with right or left fixed setting angles ranging from 25° to 50°. TS impellers can produce a sucking or blowing air flow.

### APPLICATIONS

- Compressors
- Ventilators
- Radiators
- Generators
- Lift trucks
- Agricultural sprayers
- Farms ventilation
- Earth moving machines
- Air conditioners
- Refrigeration units
- Cooling Towers

### BLADE MATERIALS

TS blades are available in plastics, aluminum and ATEX materials to suit a variety of applications which require different temperatures and rotation speeds.

MATERIAL	DESCRIPTION	STD. COLOR*	OP. TEMPERATURE***
PP	Polypropylene	Yellow	-10°C to +80°C
PPG	Polypropylene Glass Reinforced (PP 30% glass)	Orange	-20°C to +85°C
PAG	Polyamide Glass Reinforced (PA6)	White	-40°C to +120°C
RYT	Ryton	Brown	-50°C to +200°C
PAA**	Antistatic Polyamide	Black	-40°C to +120°C
PAX**	Antistatic, Self extinguishing PA	Black	-40°C to +120°C
PAM**	Antistatic, Self extinguishing, Magnetically shielded PA	Black	-40°C to +120°C

\*Custom colors available upon request \*\*ATEX materials for hazardous environments \*\*\*Contact technical dpt. for customized advise

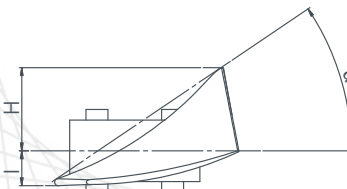
# SPECIFICATIONS AND DIMENSIONS

TS impellers are configurable with 6/8/10/14/20 blades. Blades are available in two versions: G, and D with right or left fixed setting angles ranging from 25° to 50°.


Blade	Hub	Hub Ø [mm]	MIN Ø [mm]	MAX Ø [mm]	Configurations
G	6	96	230	526	6-6 , 6-3
	8	134	230	564	8-8 , 8-4
	10	172	300	602	10-10 , 10-5
	14	242	400	672	14-14 , 14-7



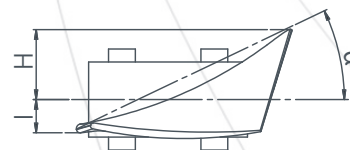
Dimensions by Angle						
$\alpha$	25°	30°	35°	40°	45°	50°
H	27	32	37	41	45	48
I	12	13	15	16	18	19



Blade	Hub	Hub Ø [mm]	MIN Ø [mm]	MAX Ø [mm]	Configurations
D	6	96	230	654	6-6 , 6-3
	8	134	230	692	8-8 , 8-4
	10	172	300	730	10-10 10-5
	14	242	400	800	14-14 , 14-7
	20	348	600	906	20-20 , 20-10



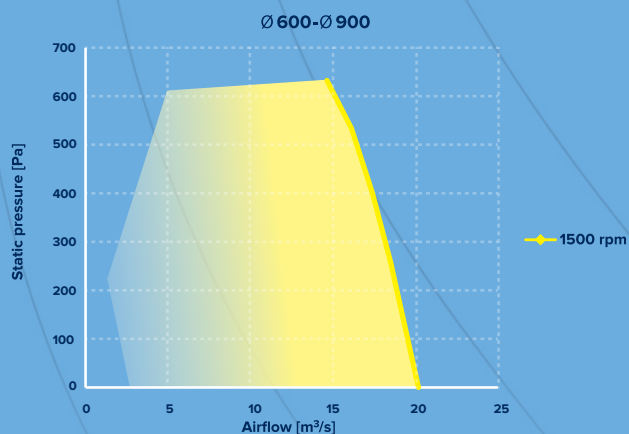
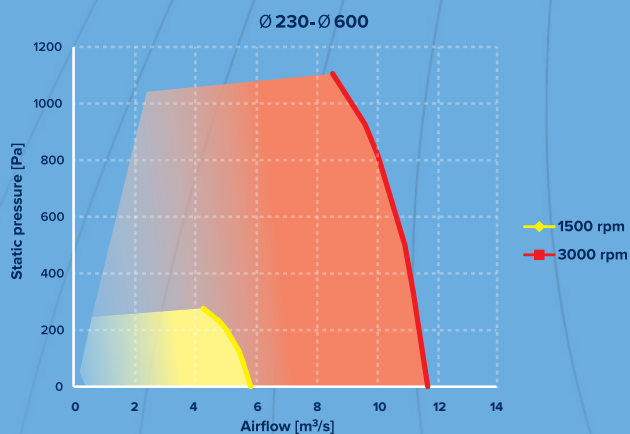
Dimensions by Angle						
$\alpha$	25°	30°	35°	40°	45°	50°
H	27	31	35	38	40	42
I	13	15	18	20	22	23



## ENERGY EFFICIENCY

Our fans have been tested in **AMCA 210/07** wind tunnel and comply with the requirements of EU Directive 2015 on Energy Efficiency for axial fans. For further info contact our technical department.

## PERFORMANCE DIAGRAMS



HW Ventilation is distributed in India by:

**CRYSTAL**  
Ventilations Pvt. Ltd.

S. No. 77/5, Vishnu Malati  
Industrial Estate, Pune -  
411023, Maharashtra, (INDIA)

Phone +91 20 2529 3440  
Mob. 09822090274  
Email crystalventilation@gmail.com