



# TRANSPOWER<sup>®</sup>

## TRANSFORMERS



**ASSEMBLY :** The windings are rigidly clamped between the top and bottom frames through clamping rings and pressboard collars and blocks. Additionally each coil is radially and axial pressboard spacers. All the main lead and tapping leads are kept as short as possible and are completely separated from the main structure by means of insulated cleat bar arrangement.

### CONNECTION & TAPPING:

Transformers can be supplied connected for any vector group as per IS: 2026, In such units the tappings are brought upto links at oil level inside the tank. For large units, off circuit, hand operated tap changing switch can be provided externally.

### TERMINAL ARRANGEMENT :

Bare terminals through porcelain bushing or in cable boxes can be supplied on both HV&LV sides as per the customers' specifications.

### INSPECTION & TEST :

Inspection is carried out at every stage of manufacture. The completed transformers are tested for all routine tests before despatch in our well-equipped testing department. A test certificate, giving the results of the test is provided with the transformers.


### ACCESSORIES & FITTINGS :

All standard accessories and fittings such as Oil level guage, silicagel breather, earthing terminals, diagram and ratings plates, rollers, filter valve etc. are provided.

### MANUFACTURING RANGE :


We are manufacturing as per IS:2026 at present double wound, core type, indoor and out door, three phase transformers upto 3000 KVA and upto 33000 Volts.

**TRANSPOWER<sup>®</sup>** Transformers, manufactured / Repair / Dealer in accordance with Indian Standard Specifications No. 2026 are considered by all users as one of the best manufactured. The materials are use rigid quality in various stages of production and cleanliness with which all raw materials and production are handled to ensure the best quality and very reliable product. **TRANSFORMERS TANKS :** Tanks are made from mild steel plates/sheets of adequate thickness and are of welded construction. To provided ample cooling surface, the radiators/ tubes wherever necessary, are welded to the tanks and the entire tank unit is tested under pressure to ensure no leakage of oil in service. The tank and frame parts are specially painted with oil resistance paint for guaranteed durability of M.S. parts.



**CORES:** The Cores are bild from non-ageing scale free, low loss silicon steel laminations of cold rolled grain oriented best grade material. The laminations are insulated from each other by hot oil resisting insultation coating which does not deteriorate with age and under continuous operation in oil at temperatures normally experienced in transformer service.

**WINDINGS:** The windings are manufactured from electrolytic high conductivity copper/aluminium conductors covering with suitable insulation and normally consist of one or a combination of the three main types of coils viz. 1) Spiral coils. 2) Cross over coils. 3) Continuous Disc coils. Windings are designed and manufactured to effectively withstand all electrical, thermal and mechanical stresses experienced in the normal transformer service.



MANUFACTURED BY:

**Transpower<sup>®</sup> Switchgear Industries**